



**Royal Perth Yacht Club**  
**Windward Leeward**  
**Supplementary Sailing Instructions**

Summer Season 2023/24

**Saturday 24<sup>th</sup> February 2024**

Division 1 Consistency 15 & 16  
S97 Windward Leeward Series 3 & 4  
BW8 State Championship Heats 9 & 10  
S80 UK Sailmakers Championships 3 & 4  
Division 2 Combined Consistency 8 & 9  
Division 3 Consistency 15 & 16

## **1. RULES**

- 1.1 The Racing Rules of Sailing (RRS)
- 1.2 Any Sailing Instructions specific to a fleet series.
- 1.3 The RPYC Standard Sailing Instructions and these Supplementary Sailing Instructions.
- 1.4 In the event of a conflict, the Supplementary Sailing Instructions shall prevail.

## **2. CHANGES TO THE SAILING INSTRUCTIONS**

- 2.1 Any changes to the Sailing Instructions on the water will be delivered by a Race Committee signal boat. Flag "L" will be displayed while the changes are being given. It is the responsibility of each boat to obtain the written or oral instructions.

## **3. SIGNALS MADE ASHORE**

- 3.1 Signals made ashore will be displayed on the Australia II flag mast located on the Ceremonial deck on the north side of the Club.

## **4. SCHEDULE OF RACES**

- 4.1 The first warning signal will be at 0930 and the order of starts will be announced on VHF CH77 and shall be decided on the day.
- 4.2 Subsequent races will start as soon as practical after the previous race.
- 4.3 No warning signal will be made after 1130.
- 4.4 The Race Committee will endeavour to give each fleet their own start sequence but may be combined to meet time limits, number of races or to improve efficiency of racing for all fleets.

## **5. COURSE/RACING AREA**

- 5.1 Courses will be Windward/Leeward. See Appendix A
- 5.2 The racing area will be Melville Water East

## **6. COMMITTEE VESSELS**

- 6.1 The Start/Finish boat will be RPYC Committee boat "Challenger"
- 6.2 Committee Vessels will be using VHF CH77 for all race communications.

## **7. THE START**

- 7.1 The start line is between the staff displaying an orange flag on the Committee Boat at the Starboard end and a yellow inflatable buoy at the Port end.
- 7.2 The starting sequence will be a three-minute sequence. This changes RRS 26.
  - 4min - A series of alert sounds will be made.
  - 3min - Class flag up – one sound.
  - 2min - Preparatory flag up – one sound.
  - 1min - Preparatory flag down – one sound.
  - 0min - Class flag down/Next Class flag up – one sound.

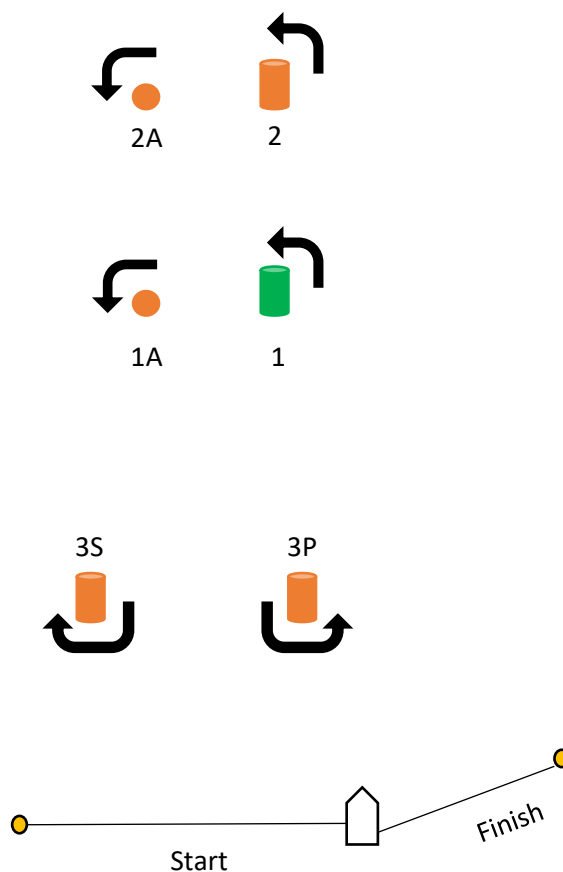
## **8. MARKS**

- 8.1 Marks 2, 3s and 3p will be orange cylindrical buoys.
- 8.2 Mark 1 will be a green cylindrical buoy
- 8.3 Marks 1A and 2A will be orange pimple marks
- 8.4 The start and finish marks will be yellow inflatable buoys.

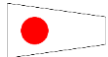


## **9. THE FINISH**

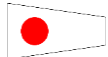

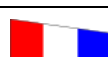
- 9.1 The finish is between the staff displaying a blue flag on the Committee boat at the Starboard end and a yellow inflatable buoy at the Port end.

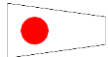

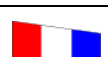
## APPENDIX A



### COURSES:

		Division 1 / S97 / BW8
	<b>Course 1</b>	S – 2 – 2A – 3P – F
	<b>Course 2</b>	S – 2 – 2A – 3S/3P – 2 – 2A – 3P – F
	<b>Course 3</b>	S – 2 – 2A – 3S/3P – 2 – 2A – 3S/3P – 2 – 2A – 3P – F

		S80 / Division 2
	<b>Course 1</b>	S – 2 – 2A – 3P – F
	<b>Course 2</b>	S – 2 – 2A – 3S/3P – 1 – 1A – 3P – F
	<b>Course 3</b>	S – 2 – 2A – 3S/3P – 1 – 1A – 3S/3P – 2 – 2A – 3P – F

		Division 3
	<b>Course 1</b>	S – 1 – 1A – 3P – F
	<b>Course 2</b>	S – 1 – 1A – 3S/3P – 1 – 1A – 3P – F
	<b>Course 3</b>	S – 1 – 1A – 3S/3P – 1 – 1A – 3S/3P – 1 – 1A – 3P – F