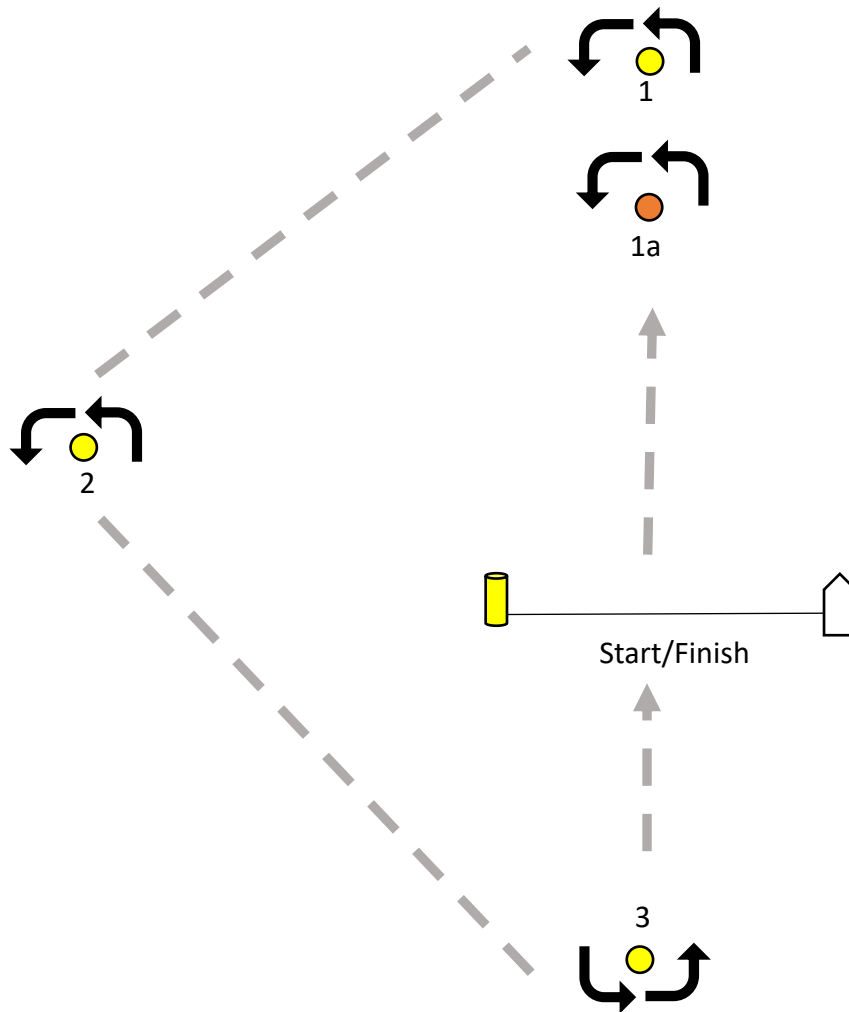


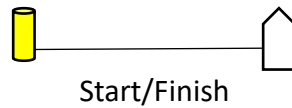
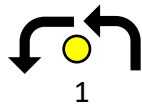
# Attachment A – Triangle Courses

Triangle 1 (T1)	Start-1-2-3-Finish
Triangle 2 (T2)	Start-1-2-3-1-3-Finish
Triangle 3 (T3)	Start-1-2-3-1-2-3-1-2-3-Finish
Triangle 1A (T1A)	Start-1a-2-3-Finish
Triangle 2A (T2A)	Start-1a-2-3-1a-3-Finish
Triangle 3A (T3A)	Start-1a-2-3-1a-3-1a-2-3-Finish

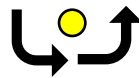


## Attachment B – Windward Leeward Courses

Windward Leeward 1 (W1)	Start-1-2-Finish
Windward Leeward 1a (W1a)	Start-1a-2-Finish
Windward Leeward 2 (W2)	Start-1-2-1-2-Finish
Windward Leeward 2a (W2a)	Start-1a-2-1a-2-Finish
Windward Leeward 3 (W3)	Start-1-2-1-2-1-2-Finish

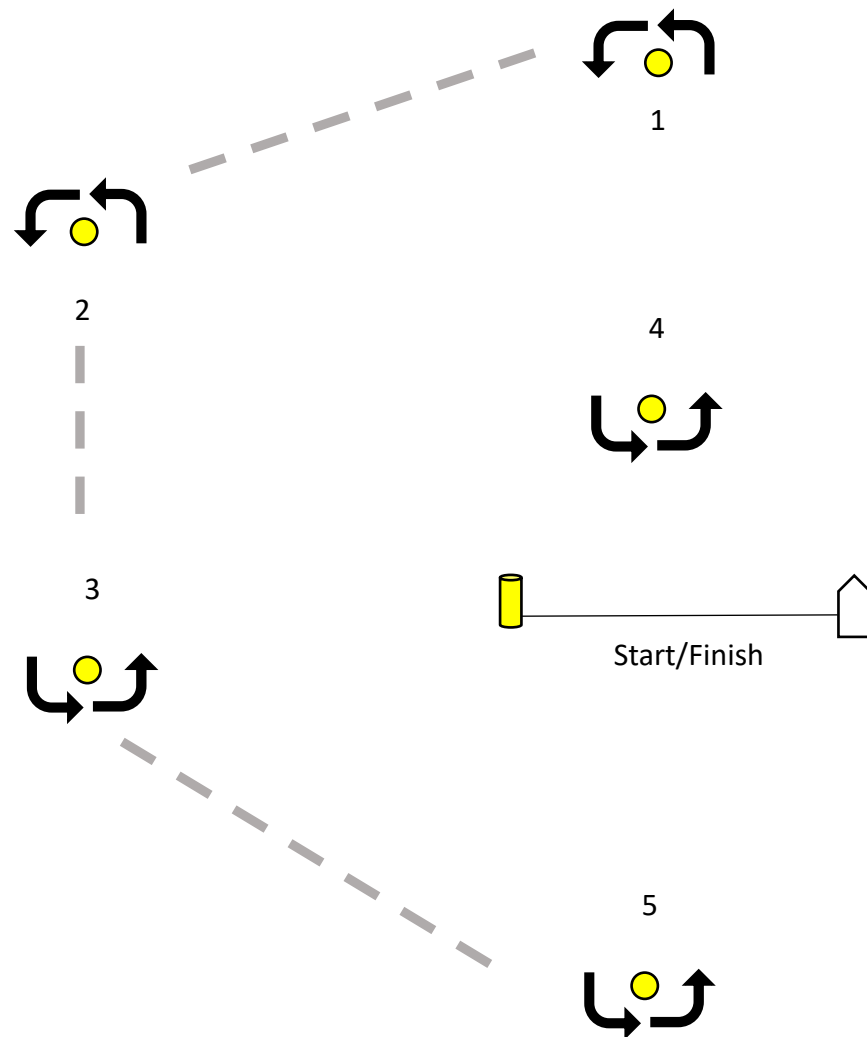


2



# Attachment C - Trapezoid Courses

Outer Trapezoid 1 (O1)	Start-1-2-3-2-3-5-Finish
Inner Trapezoid 1 (I1)	Start-1-4-1-2-3-5-Finish
Outer Trapezoid 2 (O2)	Start-1-2-3-2-3-2-3-5-Finish
Inner Trapezoid 2 (I2)	Start-1-4-1-4-1-2-3-5-Finish



## Attachment D – Slalom Courses (Boards Only)

Slalom 1 (S1)	Start-1-2-1-Finish
Slalom 2 (S2)	Start-1-2-1-2-1-Finish
Slalom 3 (S3)	Start-1-2-1-2-1-2-1-Finish
Slalom 4 (S4)	Start-1-2-1-2-1-2-1-2-1-Finish
Slalom 5 (S5)	Start-1-2-1-2-1-2-1-2-1-2-1-Finish

