




RPYC 2022/23 SUMMER SAILING BOAT & CREW SIGN ON FOR SKIPPERS ONLY



MANDATORY FROM 1 JAN 2022 AS PER RRS 46

TO BE COMPLETED BEFORE EVERY RACE YOU WISH TO RACE IN

STEP 1.

START HERE:

Scan the QR code with your phone camera or click the below link to access the Boat & Crew Sign In page:

https://www.topyacht.com.au/db/kb2/login_crew_list.php?evid=1589&sn=

- Enter your Sail Number and Password for TopYacht (last 9 digits of your mobile or the password you created). If you have not registered, click [HERE](#) to enter a series.
- Press 'Submit'



STEP 2.

SERIES SELECTION SCREEN

- Step 1. Select the Series you wish to sign on your boat for and update your crew for that race
- Step 2. Select 'Proceed'

STEP 3.

SIGN ON & CREW SELECTION SCREEN

- Select that you will be sailing - this is your 'Sign On'

On this page you can:

- Add an existing crew (crew previously added to your boat)
- Create a new crew
- Check off those who are on board for this race
- Amend crew details

Tip! Drag the screen to the right for additional fields.


On Board	First Name	Last Name	Mobile	RPYC Mber	Sail Pass	Emergency Contact
<input type="checkbox"/>				<input type="checkbox"/>	<input type="checkbox"/>	
<input checked="" type="checkbox"/>	Adam	Blaack	+61418599088	<input type="checkbox"/>	<input type="checkbox"/>	Thomas Smith
<input type="checkbox"/>	Allen	Barry	+61418599088	<input type="checkbox"/>	<input type="checkbox"/>	Martha James
<input checked="" type="checkbox"/>	Clive	Drum	+61418599088	<input type="checkbox"/>	<input type="checkbox"/>	mrrerg

STEP 4.

- Click 'Submit' to confirm the list of crew you have marked as on board FOR THIS RACE.
- Crew details will be saved in your profile, so to add crew for another series, repeat Step 1, 2 & 3, then click 'Get Existing Crew'.



RPYC 2022/23 SUMMER SAILING BOAT & CREW SIGN ON FOR SKIPPERS ONLY



TIP


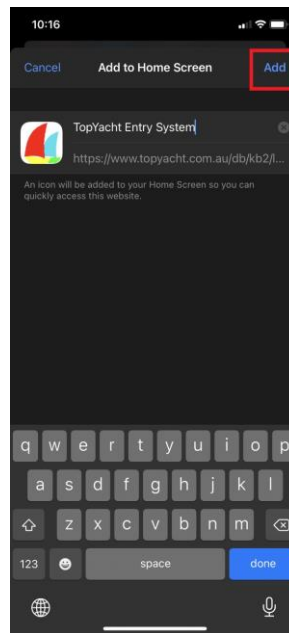
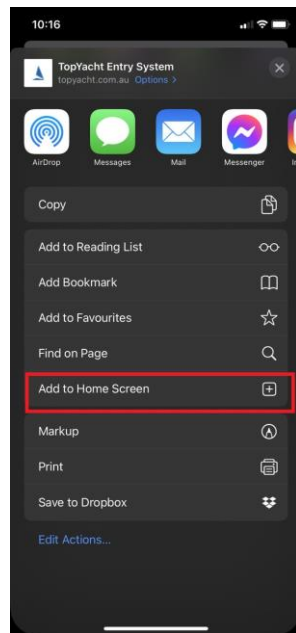
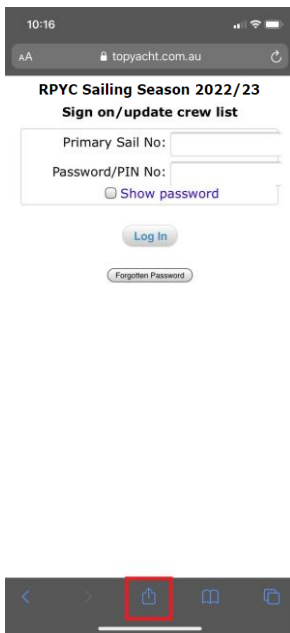
ADDING THE LINK TO YOUR HOME SCREEN

Save the link to your home screen as a web app:

iPhone: Tap the Share icon, scroll down to 'Add to Home Screen', add a name to your link and click 'Add'.

Android: Tap the 3 dots on the top right hand side screen, click 'Add to Home Screen', add a name to the link and click 'Add';

IPHONE



ANDROID

