



Royal Perth Yacht Club
Windward Leeward
Supplementary Sailing Instructions

Summer Season 2021/22

Saturday 11th December 2021
Etchells Rob Bird Series
BW8 State Heats
S80 UK Sailmakers Championships
S97 Windward Leeward Series
Farr 9.2 State Heats

1. RULES

- 1.1 The Racing Rules of Sailing (RRS)
- 1.2 Any Sailing Instructions specific to a fleet series.
- 1.3 The RPYC Standard Sailing Instructions and these Supplementary Sailing Instructions.
- 1.4 In the event of a conflict, the Supplementary Sailing Instructions shall prevail.

2. CHANGES TO THE SAILING INSTRUCTIONS

- 2.1 Any changes to the Sailing Instructions on the water will be delivered by a Race Committee signal boat. Flag "L" will be displayed while the changes are being given. It is the responsibility of each boat to obtain the written or oral instructions.

3. SIGNALS MADE ASHORE

- 3.1 Signals made ashore will be displayed on the Australia II flag mast located on the Ceremonial deck on the north side of the Club.

4. SCHEDULE OF RACES

- 4.1 The first start will be at 1630 and the order of starts will be announced on VHF77 and shall be decided on the day.
- 4.2 Subsequent races will start as soon as practical after the previous race.
- 4.3 No warning signal will be made after 1830.

5. COURSE/RACING AREA

- 5.1 Courses will be Windward/Leeward. See Appendix A
- 5.2 Except when starting or finishing, boats shall not pass through the Start/Finish line in either direction. The penalty will be DSQ without a hearing. This changes Rule 60.1 and A5.
- 5.3 The racing area will be Melville Water West

6. COMMITTEE VESSELS

- 6.1 The Start boat will be RPYC Committee boat "Challenger"
- 6.2 The Finish Boat will be RPYC Committee boat "ORPYC"

7. THE START

- 7.1 The start line is between the staff displaying an orange flag on the Committee Boat at the Starboard end and a black and yellow chequered buoy at the Port end.
- 7.2 The starting sequence will be a three minute sequence. This changes RRS 26.
 - 4min - A series of alert sounds will be made.
 - 3min - Class flag up – one sound.
 - 2min - Preparatory flag up – one sound.
 - 1min - Preparatory flag down – one sound.
 - 0min - Class flag down/Next Class flag up – one sound.

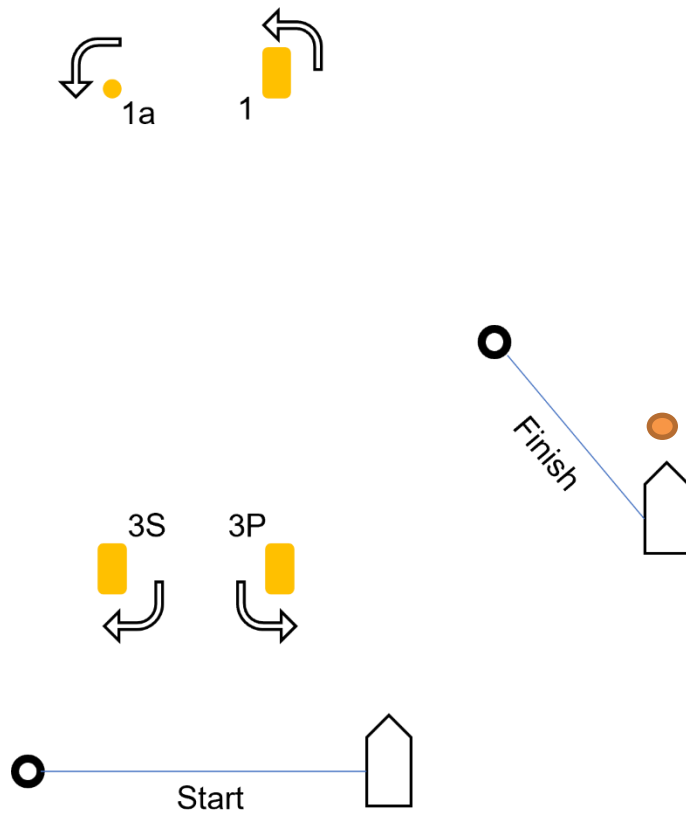
8. MARKS

- 8.1 Marks 1, 3s and 3p will be orange cylindrical buoys.
- 8.2 Mark 1a will be orange pimple mark
- 8.3 The start and finish marks will be black and yellow chequered buoys.

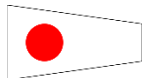

9. THE FINISH

- 9.1 The finish is between the staff displaying a blue flag on the Committee boat at the Starboard end and a black and yellow chequered buoy at the Port end. Boats need to keep the orange buoy on the bow of ORPYC to starboard before returning to the starting area (this is to clear the anchor chain of ORPYC).

APPENDIX A



COURSES:

		ALL FLEETS
	Course 1	S-1-1a-3P-F
	Course 2	S-1-1a-3S/3P-1-1a-3P-F