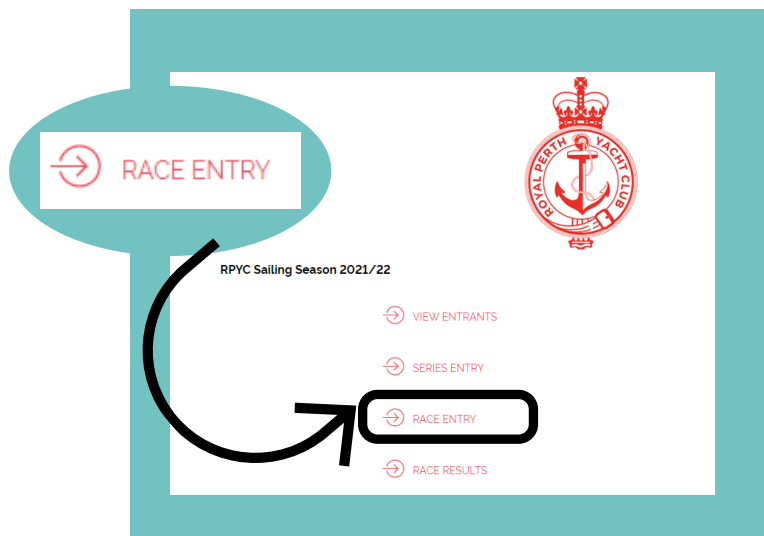


RPYC 2021/22 SUMMER SAILING SERIES REGISTRATION

VISITING BOATS ONLY

CASUAL RACE ENTRY



STEP 1.

START HERE:

<https://www.topyacht.com.au/db/kb/1454>

This page will be your landing page for viewing entrants, handicaps, results and updating your details.

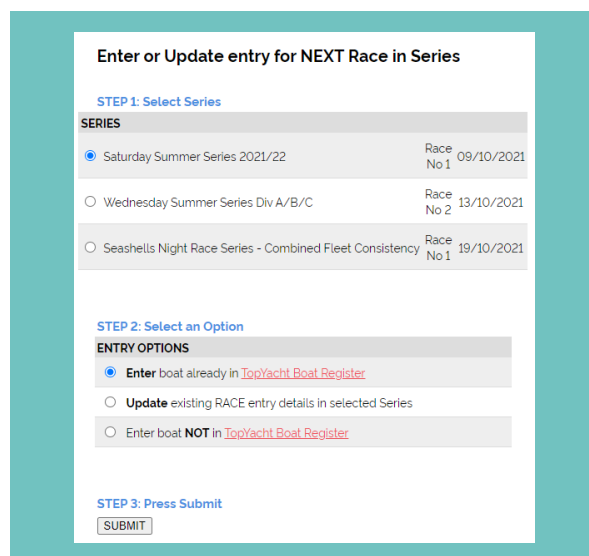
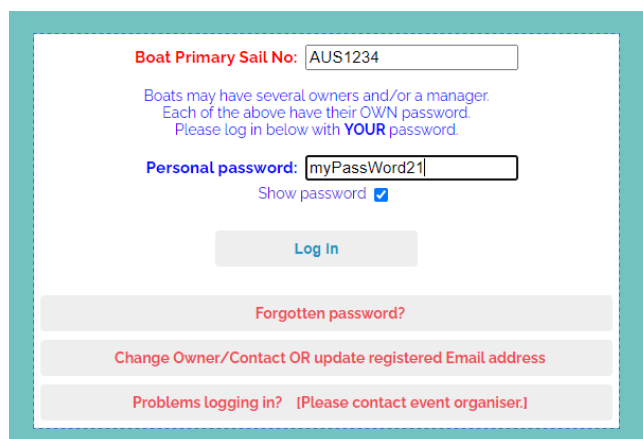
- Select 'Race Entry'.

Note, you will need to do this process for each RPYC race you wish to enter. Races for the season will be uploaded at least one week in advance.

STEP 2.

SERIES SELECTION SCREEN

- Step 1. Select the Series you wish to enter: 'Saturday Summer Series' or 'Wednesday Summer Series'
- Step 2. For first timer users, your boat may or may not be in the TopYacht Register. Click the link to search for your boat. If it appears, click 'Enter boat already in TopYacht Register'. Press 'Submit' and continue to Step 3A in these instructions
- If your boat is not in the register, select 'Enter boat NOT in TopYacht Register' and proceed to Step 3B.

STEP 3B.

ENTRY SCREEN (for boats NOT in the TY register)

- Add your details. Fields that have a * are required fields.
- Once you have confirmed the details, go to the bottom right and press 'Submit'.
- For first time users, you only have to do this once. Next race, you will follow Step 1 to 3a, then 4.

STEP 3A.

LOG IN SCREEN (for boats in the TY Register)

- Step 1. Enter your Sail Number.
- Step 2. Enter your TopYacht Password.
For new users, your password will be the last 9 digits of your mobile number. Once logged in, we strongly recommend changing your password.
- Step 3. Press 'Log In'.
- Check all details are correct and update if necessary.
- Fields that have a * are required fields.
- Once you have confirmed the details, go to the bottom right and press 'Submit'.

RPYC 2021/22 SUMMER SAILING BOAT & CREW SIGN ON FOR SKIPPERS ONLY

MANDATORY FROM 1 JAN 2022 AS PER RRS 46

TO BE COMPLETED BEFORE EVERY RACE YOU WISH TO RACE IN



STEP 1.

START HERE:

Scan the QR code with your phone camera or click the below link to access the Boat & Crew Sign In page:

https://www.topyacht.com.au/db/kb2/login_crew_list.php?evid=1454&sn=

- Enter your Sail Number and Password for TopYacht (last 9 digits of your mobile or the password you created). If you have not registered, click [HERE](#) to enter a series.
- Press 'Submit'

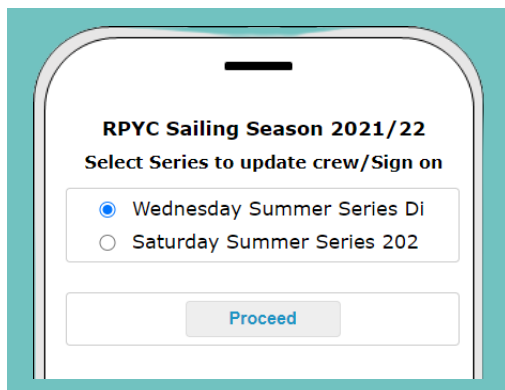


RPYC Sailing Season 2021/22
Sign on/update crew list

Primary Sail No:

Password/PIN No:

☐ Show password



RPYC Sailing Season 2021/22
Select Series to update crew/Sign on

☒ Wednesday Summer Series Di

☐ Saturday Summer Series 202

STEP 2.

SERIES SELECTION SCREEN

- Step 1. Select the Series you wish to sign on your boat for and update your crew for that race
- Step 2. Select 'Proceed'

STEP 3.

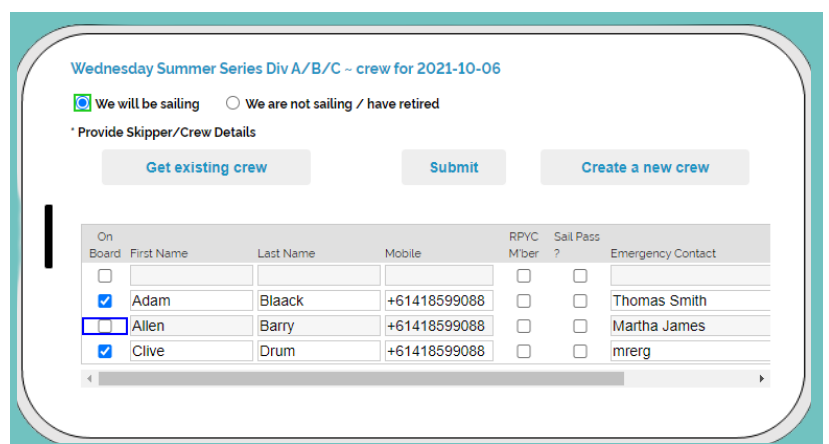
SIGN ON & CREW SELECTION SCREEN

- Select that you will be sailing - this is your 'Sign On'

On this page you can:

- Add an existing crew (crew previously added to your boat)
- Create a new crew
- Check off those who are on board for this race
- Amend crew details

Tip! Drag the screen to the right for additional fields.



Wednesday Summer Series Div A/B/C ~ crew for 2021-10-06

☒ We will be sailing ☐ We are not sailing / have retired

* Provide Skipper/Crew Details

On Board	First Name	Last Name	Mobile	RPYC Mber	Sail Pass ?	Emergency Contact
<input type="checkbox"/>				<input type="checkbox"/>	<input type="checkbox"/>	
<input checked="" type="checkbox"/>	Adam	Blaack	+61418599088	<input type="checkbox"/>	<input type="checkbox"/>	Thomas Smith
<input checked="" type="checkbox"/>	Allen	Barry	+61418599088	<input type="checkbox"/>	<input type="checkbox"/>	Martha James
<input checked="" type="checkbox"/>	Clive	Drum	+61418599088	<input type="checkbox"/>	<input type="checkbox"/>	mrerg

STEP 4.

- Click 'Submit' to confirm the list of crew you have marked as on board FOR THIS RACE.
- Crew details will be saved in your profile, so to add crew for another series, repeat Step 1, 2 & 3, then click 'Get Existing Crew'.

RPYC 2021/22 SUMMER SAILING

BOAT & CREW SIGN ON

FOR SKIPPERS ONLY

TIP

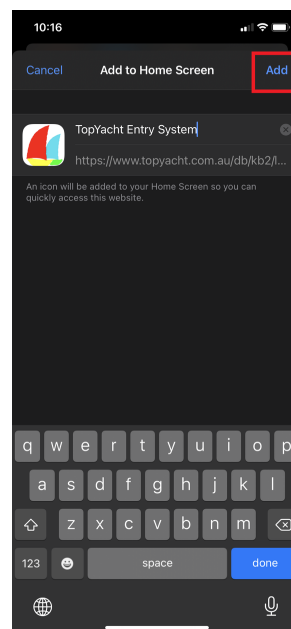
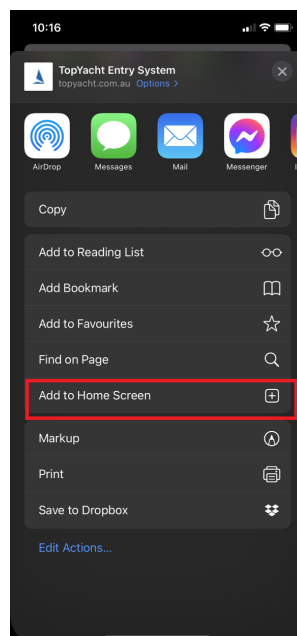
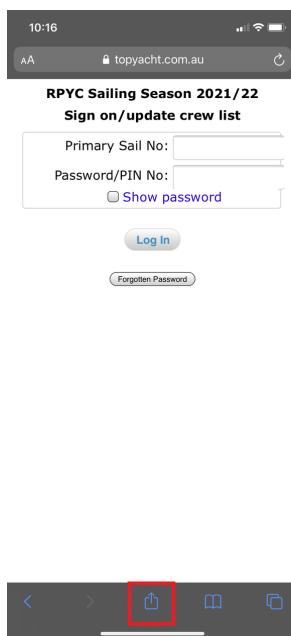
ADDING THE LINK TO YOUR HOME SCREEN

Save the link to your home screen as a web app:

iPhone: Tap the Share icon, scroll down to 'Add to Home Screen', add a name to your link and click 'Add'.

Android: Tap the 3 dots on the top right hand side screen, click 'Add to Home Screen', add a name to the link and click 'Add';

IPHONE



ANDROID

