

ROYAL PERTH YACHT CLUB

**SPECIAL EVENT
RACE DAY**



**SUPPLEMENTARY SAILING
INSTRUCTIONS**

Saturday 23rd February

Royal Perth Yacht Club

Special Event Race Day

Supplementary Sailing Instructions

1. RULES

- 1.1 The Racing Rules of Sailing (RRS)
- 1.2 The RPYC Standard Sailing Instructions and these Supplementary Sailing Instructions.
- 1.3 In the event of a conflict, the Supplementary Sailing Instructions shall prevail.

2. CHANGES TO THE SAILING INSTRUCTIONS

- 2.1 Any changes to the Sailing Instructions on the water will be delivered by a Race Committee signal boat. Flag "L" will be displayed while the changes are being given. It is the responsibility of each boat to obtain the written or oral instructions.

3. SIGNALS MADE ASHORE

- 3.1 Signals made ashore will be displayed on the Australia II flag mast located on the Ceremonial deck on the north side of the Club.

4. SCHEDULE OF RACES

- 4.1 The start of race 1 will be 1630 or as soon as possible when the river is clear.
- 4.2 Code flag "Q" will be displayed if a second race is to be sailed.
- 4.3 Races will start in the prescribed order as shown in the "Red Book" for race 1, the order may be changed for race 2.
- 4.4 Race 2 for each fleet will start as soon as practical after the previous race.
- 4.5 Fleets may be combined.

5. COURSE

- 5.1 Courses will be Windward/Leeward. See Appendix A
- 5.2 Except when finishing boats shall not pass through the Finish line in either direction. The penalty will be DSQ without a hearing. This changes Rule 60.1 and A5

6. COMMITTEE VESSELS

- 6.1 The Start boat will be RPYC committee boat "Challenger"
- 6.2 The Finish boat will be RPYC committee boat "ORPYC"

7. THE START

- 7.1 The start line is between the staff displaying an orange flag on the Committee Boat at the Starboard end and a black and white chequered buoy at the port end.
- 7.2 The starting sequence will be a three minute sequence. This changes RRS 26.
3min – Class flag up – one sound
2min – "P" flag up – one sound
1min - "P" flag down – one sound
0min – Class flag "#" down Class flag "#" up – one sound

8. MARKS

- 8.1 Marks 1, 3s and 3p will be orange conical buoys.
- 8.2 Mark 2 will be a yellow conical buoy.
- 8.3 Marks 1a and 2a will be orange pimple marks
- 8.4 The start mark will be a black and white chequered buoy.
- 8.5 The finish mark will be a black a red stripped pole with red flag.

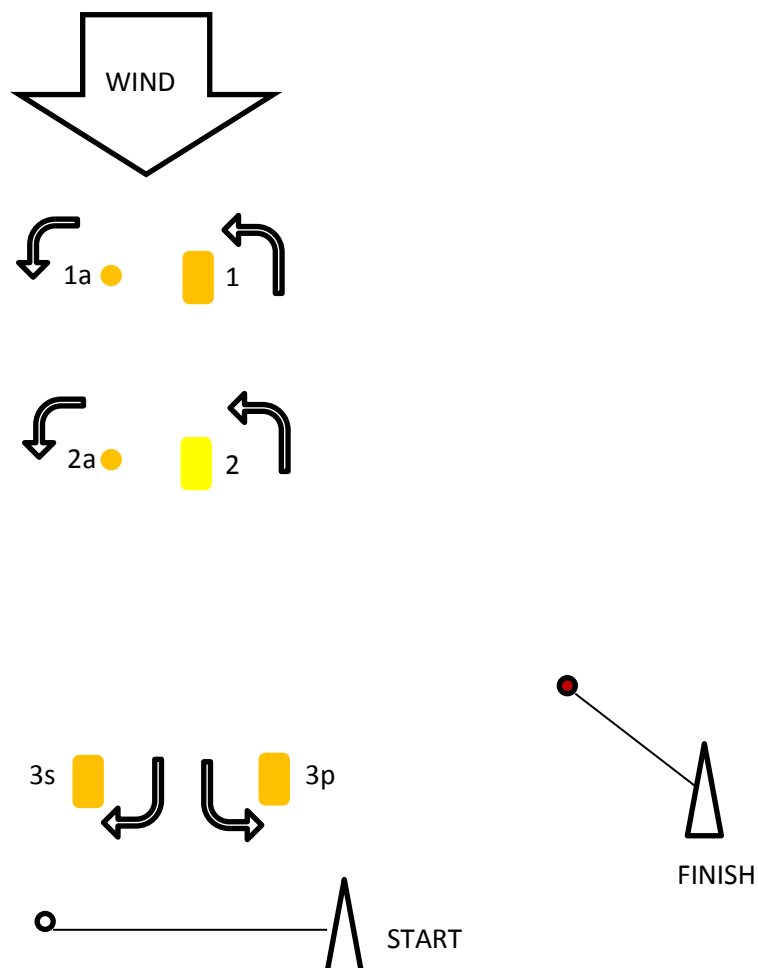
9. THE FINISH

- 9.1 The finish is between the staff displaying an orange flag on the Committee boat at the starboard end and a black a red stripped pole with red flag at the port end.

10. CHANGE OF COURSE


- 10.1 In the event of a minor change in wind direction (less than 15 degrees), the Race committee may relocate the existing marks without signalling a change of course. This changes RRS33.
- 10.2 In the event of a major change in wind direction (greater than 15 degrees), the race Committee may change the course in accordance with RRS33.

APPENDIX A



COURSES:

FLEETS - Div 1, S97, BW8, S80, Div 2




Course 1: S-1-1a-3p-F



Course 2: S-1-1a-3s/3p-1-1a-3p-F

FLEETS - Div 3, END 24



Course 1: S-2-2a-3p-F



Course 2: S-2-2a-3s/3p-2-2a-3p-F